



OSWAL

Ushering in Prosperity

S.S. PUMPS

Look At The Range We Have For Energy Saving

STAINLESS STEEL 10" SUBMERSIBLE PUMPS
FOR 6", 8" & 10" MOTOR

OSP10-125/160





S.S. Pump OSP10-125/160

OSWAL submersible pumps & motors are well known for its quality, Reliability & excellent for all type of service purpose. **OSWAL** submersible pumps & motors are manufactured under supervision of highly qualified technical team with a stage wise rigid inspection procedure under TQM concepts.

OSWAL team are well known for their excellent services after sales.

The company has also obtained BIS certificate for ISI mark and through continuous process improvements & streamlining the quality system at par with the international standards has now acquired ISO:9001:2000 certifications.

Application of Bore well submersible pumps are Hospitals, Water circulation systems, Water supply systems of Government, Irrigation, Farms, Drip & sprinkler irrigation, Gardening, Nurseries, Domestic water supply, Multi-storeyed Building & Industrial water supply systems & Hotels.

OSWAL has successfully developed its energy efficient and cost efficient pump manufacturing of fully fabricated S.S.-304 with a quality level as per international standard. The company has offering quality product at a lowest price .the company has exporting pump sets to developed countries and the same quality is supply in domestic market.

OSWALSubmesible Pumpsets of modular design suitable for under-water operation for universal fit, all mounting dimensions of pumps and motors are in accordance with NEMA standards. **OSWAL** submersible pumpset are of completely S.S.-304 construction with fabricated technology, light weight easy for handling, life longivity, pump shaft using Duplex steel for high wear resistance.

OSWAL WATER FILLED AND 8" WATER COOLED SUBMERSIBLE MOTORS confirm to IS : 9283.& Pump set confirm to IS : 8034.

GENERAL DATA

- * Duty Range : 2100 LPM to 2700 LPM.
- * Pumped liquid : Clean water free from solid, Chemically Natural & Close the characteristics of water.
- * Max. liquid temperature : 35°C.
- * Max. Quantity of sand : 40gm/m³.
- * Minimum Suction head required : 1.5 meter.
- * Starts/hours : max. 15 to 20
- * Head, H- maximum 285 meter.
- * Flow Range : Min. to Max. 48-204M³H

TYPE	OSP 125	OSP 160	
Steel : S.S.-304	+	+	
Connection: Rp (Inches)	BSP Thread	6"	6"
	NPT Thread	6"	6"

GENERAL DATA

PUMP MODEL TYPE KEY EXAMPLE

- OSP J 125 4 A A
- * Model type _____
 - * Janta 6" Motor with 10" Pump _____
 - * Nominal flow rate *16.67 lpm _____
 - * Numbers of Impellers _____
 - * First impellers with reduced diameter (A,B,C) _____
 - * Second impellers with reduced diameter (A,B,C) _____



PUMPED LIQUIDS

- * Clean, thin, non-aggressive liquids without solid particles.

Maximum Liquid Temperature:

Motor	Installation		
	Flow velocity-past motor	Vertical	Horizontal
8"	0.15 m/s	40°C	40°C

Operating pressure: Maximum 67 bar.

CURVE CONDITIONS

- * The conditions below apply to the curves shown on the following pages :



S.S. Pump OSP10-125/160

OSP10-125 CURVE

- * **Q/H** : The curves are inclusive of losses such as NRV losses at the actual speed. Operation without non-return valve will increase the actual head at nominal performance by 0.5 to 1.0 m.
- * **Power Curve** : (BPKW) For Particular Stage shows pump power.
- * **Efficiency Curve** : Efficiency shows pump stage efficiency.

FEATURES AND BENEFITS

A Wide Pump Range

- * We offers submersible pumps with energy-efficient duty points ranging from 125 To 160M³/H. The pump range consist of many pump sizes (Stages) to match any duty point.

High Pumps Efficiency

- * Often pump efficiency is a neglected factor compared to the price variations are without importance of pump and motor efficiencies.

Example

- * Pumping water-125 m³/h with a head of 100 meter.
- * When choosen stainless steel energy efficient pump, be saved (than other pumps) 4unit (kwh) per hour.
- * It save Rs. 4,60,000 in 10 year for 8 hours / day running)

Applications

- * We offers a complete range of pumps and motors with as a standard are made completely as stainless steel - 304. This provides for good wear resistance and a reduced risk of corrosion when pumping ordinary cold water with a minor content of chloride.

Low Installation Cost

- * These pumps have low weight facilitating the handling of pumps and resulting in low equipment costs and reduced installation and service time. In addition pumps will be as new after service due to the high wear resistance of stainless steel.

Bearing with Sand Channels

- * All bearing are water-Lubricated and have a octagone shape enabling sand particles.



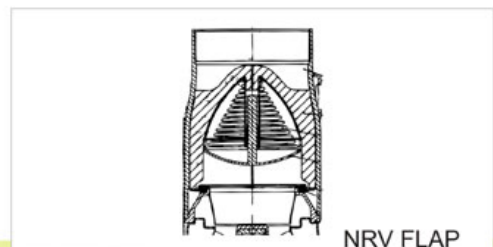
Inlet Strainer

- * The inlet strainer prevents particles over a certain size from entering the pump.



Non-Return Valve

- * All pumps are equipped with a non-return valve in the valve casing preventing back flow in connection with pump stoppage.
- * Furthermore, the short closing time of the non-return valve means that the risk of destructive water hammer is reduced to the minimum.
- * The valve casing is designed for optimum hydraulic properties, to minimize the pressure loss across the valve and thus contributes to the high efficiency of the pump.



NRV FLAP



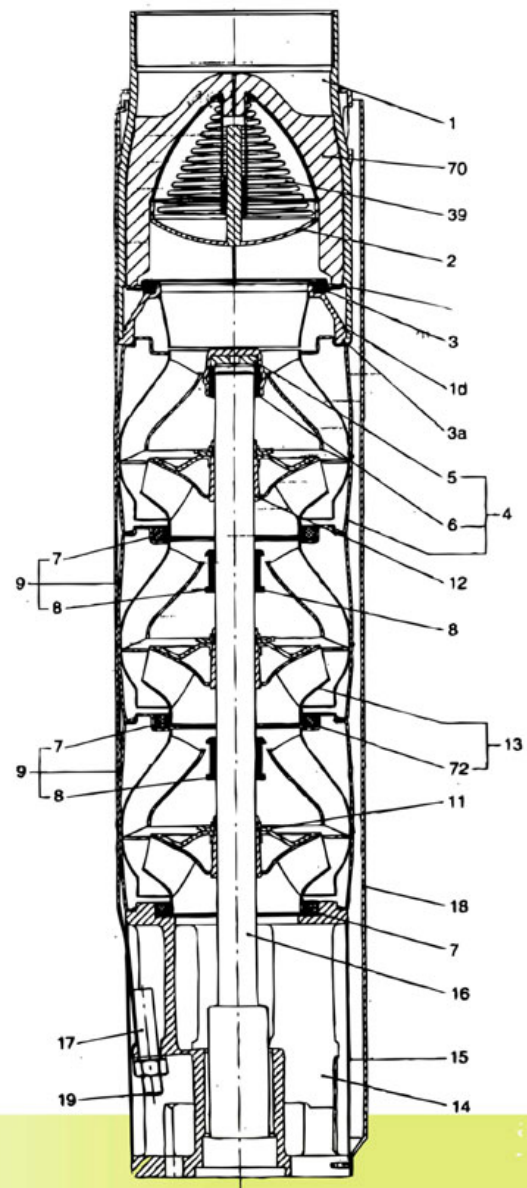
S.S. Pump OSP10-125/160

GENERAL

- * Curve tolerance according to ISO 9906, Annex A&B.
- * The performance curves show pump performance at actual speed of standard motor range.
- * The speed of the motors is approximately:
8" motors : $n=2850 \text{ min}^{-1}$
- * The measurements were made with airless water at a temperature of 20°C. The curves apply to a kinematic viscosity of $1 \text{ mm}^2/\text{s}$.
When pumping liquids with a density higher than that of water, motors with correspondingly higher outputs must be used.
- * The bold curves indicate the performance range.

MATERIAL SPECIFICATION - OSP10-125

S.No.	Components	Material	Standard
1	Valve complete	Stainless steel	304
1d	O-ring	NBR	
2	Valve cup	Stainless steel	304
3	Valve seat	Stainless steel + NBR	
3a	Lower valve seat retainer	Stainless steel	304
4	Top chamber	Stainless steel	304
5	Stop disc	Zinc less bronze	
6	Upper bearing	Stainless steel + NBR	
7	Neck ring	NBR + Stainless Steel	
8	Bearing	NBR	
9	Inter Chamber	Stainless steel	304
11	Split cone nut	Stainless steel	304
12	Split cone	Stainless steel	304
13	Impeller	Stainless steel	304
14	Suction interconnector	Stainless steel	304
15	Strainer	Stainless steel	304
16	Pump shaft	Stainless steel	316
17	Strap	Stainless steel	304
18	Cable guard	Stainless steel	304
18a	Cheese-head screw for cable guard	Stainless steel	304
19	Nut	Stainless steel	304
19a	Nut	Stainless steel	304
22	H H bolt	Stainless steel	304
22a	Nut	Stainless steel	304
23	Rubber guard	Rubber	
28	Lock for strainer	Stainless steel	304
39	Spring for valve cup	Stainless steel	304
70	Valve guide complete	Stainless steel	304
71	Washer	Stainless steel	304
72	Wear ring	Stainless steel	304
77	Cover plate for suction interconnector	Stainless steel	304
77a	Screw for cable guard holder	Stainless steel	304
78	Nameplate	Stainless steel	304
79	Rivet	Stainless steel	304




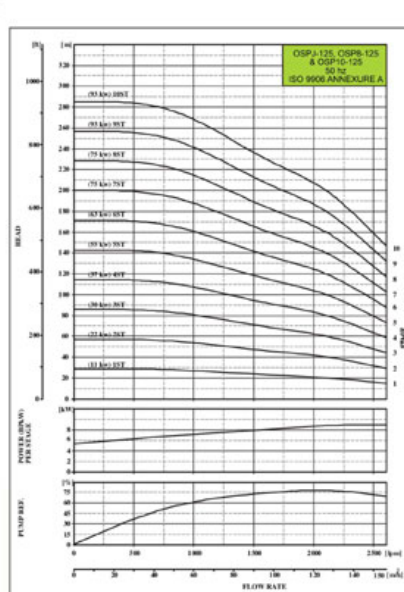
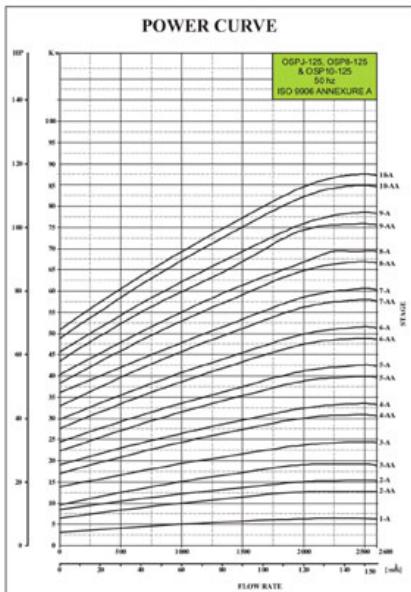


S.S. Pump OSP10-125/160

PERFORMANCE TABLE OSP10-125										
MODEL	HP	STAGE	MOTOR POWER (KW)	DISCHARGE						
				M/H	0	48	96	126	144	156
				(L.P.M.)	0	800	1600	2100	2400	2600
OSPI0-125	60	5-AA	45	HEAD (METERS)	128	122	101	86	70	57
					149	142	117	100	85	74
					143	139	115	100	85	74
	75	6-AA	55		156	150	124	106	87	72
					164	158	131	113	95	80
					171	166	138	120	102	88
	85	7-AA	63		185	178	147	126	104	87
					192	186	154	133	112	95
					200	194	161	140	119	103
	100	8-AA	75		213	205	170	146	121	101
					221	213	177	153	129	109
					228	222	184	160	136	118
125	9-AA	93	242	233	193	166	138	116		
			249	241	200	173	146	124		
			257	249	207	180	153	132		
125	10-AA	93	270	261	216	186	155	131		
			278	269	223	193	163	139		
			285	277	230	200	170	147		

PERFORMANCE TABLE OSP8-125														
MODEL	HP	STAGE	MOTOR POWER (KW)	DISCHARGE										
				M/H	0	48	96	126	144	156				
				(L.P.M.)	0	800	1600	2100	2400	2600				
OSP8-125	HEAD (METERS)	10	1-A	7.5	21	20	16	13	10	7				
					15	1	11	29	28	23	20	17	15	
								15	2-AA	11	40	37	30	25
		17.5	2-AA								13	42	39	32
					20	2-AA	15					44	41	34
								25	2-A	18.5		50	47	39
		30	2								22.0	57	55	46
					30	3-AA	22					71	67	55
								35	3-A	26		78	75	62
		40	3								30	86	83	69
					50	4-AA	37.0					99	94	78
								50	4-A	37.0		107	103	85
80	4	37	114	111							92	80	68	59
			60	5-AA	45	128	122				101	86	70	57
						60	5-A	45	149	142	117	99	80	64
75	5	55							143	139	115	100	85	74
			75	6-AA	55				156	150	124	106	87	72
						75	6-A	55	164	158	131	113	95	80
85	6	63							171	166	138	120	102	88
			85	7-AA	63				185	178	147	126	104	87
						85	7-A	63	192	186	154	133	112	95
100	7	63							200	194	161	140	119	103
			100	8-AA	75				213	205	170	146	121	101
						100	8-A	75	221	213	177	153	129	109
125	9-AA	93							228	222	184	160	136	118
			125	9-A	93				242	233	193	166	138	116
						125	9	93	249	241	200	173	146	124
125	10-AA	93							257	249	207	180	153	132
			125	10-A	93				270	261	216	186	155	131
						125	10	93	278	269	223	193	163	139
285	277	230							200	170	147			

PERFORMANCE TABLE OSPJ-125														
MODEL	HP	STAGE	MOTOR POWER (KW)	DISCHARGE										
				M/H	0	48	96	126	144	156				
				(L.P.M.)	0	800	1600	2100	2400	2600				
OSPJ-125	HEAD (METERS)	10	1-A	7.5	21	20	16	13	10	7				
					15	1	11	29	28	23	20	17	15	
								15	2-AA	11	40	37	30	25
		17.5	2-AA								13	42	39	32
					20	2-AA	15					44	41	34
								25	2-A	18.5		50	47	39
		30	2								22.0	57	55	46
					30	3-AA	22					71	67	55
								35	3-A	26		78	75	62
		40	3								30	86	83	69
					50	4-AA	37.0					99	94	78
								50	4-A	37.0		107	103	85
50	4	37	114	111							92	80	68	59



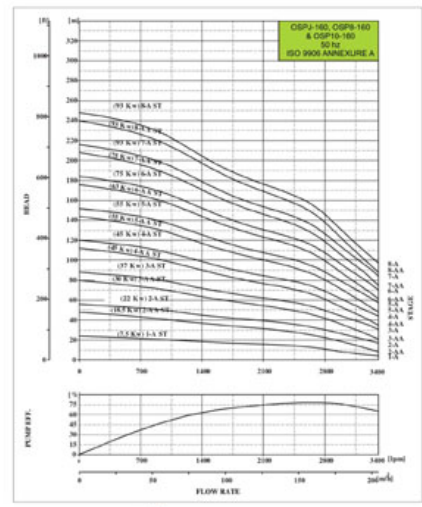
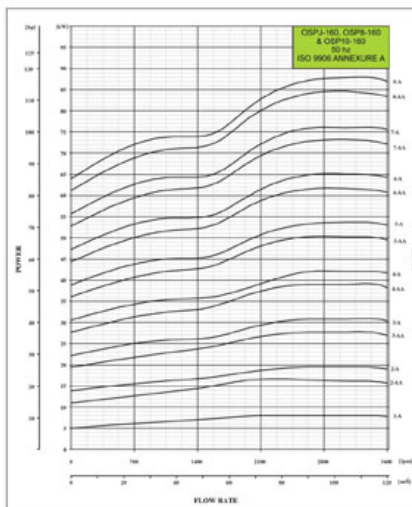
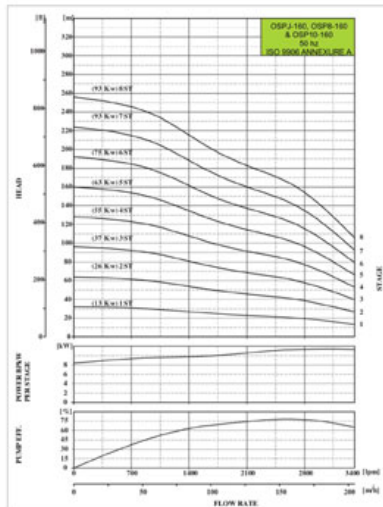


S.S. Pump OSP10-125/160

PERFORMANCE TABLE OSPJ-160											
MODEL	HP	STAGE	MOTOR POWER (KW)	DISCHARGE							
				M/H (L.P.M)	0	60	90	120	162	180	204
OSPJ-160	10	1-A	7.5	HEAD (METERS)	24	21	18	16	12	10	4
OSPJ-160	17.5	1	13		32	30	26	23	20	18	13
OSPJ-160	25	2-AA	18.5		48	41	36	32	24	19	8
OSPJ-160	30	2-A	22		56	50	44	39	32	27	17
OSPJ-160	35	2	26		64	59	52	47	40	35	27
OSPJ-160	40	3-AA	30		80	71	62	55	44	37	21
OSPJ-160	50	3-A	37		88	80	70	63	52	45	31
OSPJ-160	50	3	37		96	89	79	70	60	53	40

PERFORMANCE TABLE OSPS-160											
MODEL	HP	STAGE	MOTOR POWER (KW)	DISCHARGE							
				M/H (L.P.M)	0	60	90	120	162	180	204
OSPS-160	10	1-A	7.5	HEAD (METERS)	24	21	18	16	12	10	4
OSPS-160	17.5	1	13		32	30	26	23	20	18	13
OSPS-160	25	2-AA	18.5		48	41	36	32	24	19	8
OSPS-160	30	2-A	22		56	50	44	39	32	27	17
OSPS-160	35	2	26		64	59	52	47	40	35	27
OSPS-160	40	3-AA	30		80	71	62	55	44	37	21
OSPS-160	50	3-A	37		88	80	70	63	52	45	31
OSPS-160	50	3	37		96	89	79	70	60	53	40
OSPS-160	60	4-AA	45		112	100	88	79	64	54	35
OSPS-160	60	4-A	45		120	109	97	86	72	62	44
OSPS-160	75	4	55		128	118	105	93	80	70	53
OSPS-160	75	5-AA	55		144	130	115	102	84	72	48
OSPS-160	75	5-A	55		152	139	123	109	92	80	57
OSPS-160	85	5	63		160	148	131	117	100	88	67
OSPS-160	85	6-AA	63		176	159	141	125	104	89	61
OSPS-160	100	6-A	75		184	168	149	133	112	97	71
OSPS-160	100	6	75		192	177	157	140	120	105	80
OSPS-160	100	7-AA	75		208	189	167	149	124	107	75
OSPS-160	125	7-A	93		216	198	175	156	132	115	84
OSPS-160	125	7	93		224	207	183	163	140	123	93
OSPS-160	125	8-AA	93	240	218	193	172	144	124	88	
OSPS-160	125	8-A	93	248	227	201	179	152	132	97	
OSPS-160	125	8	93	256	236	210	186	160	140	106	

PERFORMANCE TABLE OSP10-160											
MODEL	HP	STAGE	MOTOR POWER (KW)	DISCHARGE							
				M/H (L.P.M)	0	60	90	120	162	180	204
OSP10-160	60	4-AA	45	HEAD (METERS)	112	100	88	79	64	54	35
OSP10-160	60	4-A	45		120	109	97	86	72	62	44
OSP10-160	75	4	55		128	118	105	93	80	70	53
OSP10-160	75	5-AA	55		144	130	115	102	84	72	48
OSP10-160	75	5-A	55		152	139	123	109	92	80	57
OSP10-160	85	5	63		160	148	131	117	100	88	67
OSP10-160	85	6-AA	63		176	159	141	125	104	89	61
OSP10-160	100	6-A	75		184	168	149	133	112	97	71
OSP10-160	100	6	75		192	177	157	140	120	105	80
OSP10-160	100	7-AA	75		208	189	167	149	124	107	75
OSP10-160	125	7-A	93		216	198	175	156	132	115	84
OSP10-160	125	7	93		224	207	183	163	140	123	93
OSP10-160	125	8-AA	93		240	218	193	172	144	124	88
OSP10-160	125	8-A	93		248	227	201	179	152	132	97
OSP10-160	125	8	93		256	236	210	186	160	140	106



Warranty : We provide warranty for a period of 12 months as per our standard terms and conditions mention in quotation/offer.

* The manufacturer reserve the right to change the design, specification without prior notice.

OTHER RANGES :



Exclusively manufactured by :

Oswal Pumps Ltd.

Oswal Estate, NH-1, Kutail Road, P.O. Kutail-132 037,

Distt. KARNAL (Haryana) INDIA

Ph.No. : +91-184-6616600(30 Lines) +91-1748-257701-04

Fax : +91-1748-257700

E-mail : contact@oswalpumps.com

URL : <http://oswalpumps.com>